



|C|D|A|


DESIGNER

Maximum style. **Maximum impact.**



DESIGNER

Maximum style. **Maximum impact.**



STYLE & PERFORMANCE

Introducing a new look, new way of thinking range of appliances from CDA. The Designer Kitchen Range includes 3 single ovens, a compact combination microwave, new chimney and island extractors as well as gas and induction hobs to provide high tech cooking performance with coordinated, designer aesthetics.

The Designer Kitchen Range offers a new style for the CDA range. Streamlined matt black doors and control panels with red LumiLight highlights and aluminium trims make this collection stand apart from other models in its class.



OVEN FEATURES



PRE-SET COOKING FUNCTIONS

The SK800 & SK900 also feature over 50 pre-set and custom cooking functions that have been tried and tested to produce perfect cooking results. The 37 automatic cooking functions simply ask for the type and weight of food and they do the rest, while the custom settings allow you to tailor the oven to your cooking style.

We've thought of everything, from apple crumble to roast goose, and created a recipe glossary that allows you to easily select the type of meat, baking or dish and your cooking preference without worrying about technical cooking styles. **The SK800 & SK900 do the rest!**

If you are particular when it comes to how you like your roast beef cooked, you will love our red meat roasting pre-sets. We've worked out the perfect temperature and time for rare, medium rare, medium or well done beef so that you don't have to. Simply select your preference and pop in the temperature probe for perfect pink or cooked through meat.

There's a setting to warm your plates, to keep supper warm without burning it and a pre-set to perfectly 'sun'-dry tomatoes or homemade fruit roll-ups so that you can create everything that you want to in your kitchen and still multi-task at the same time.

There is a dough proving setting that will double your dough size and halve your proving time by creating the perfect environment for the yeast to activate and work its magic. Simply mix your flour, water and yeast together, knead and place in a greased bowl. Put the bowl into the oven and select the dough proving setting. It is as easy as that.



SOFT CLOSE

The new Designer Kitchen Range is packed with luxury features down to the tiniest detail. When you close the door on any oven in this range you will notice the soft close hinges that add an extra quality aspect to the everyday function of the appliance.



OVEN FEATURES

ILLUMINATION

A subtle, modern red glow is featured through the range on the SK700, SK800 & SK900 ovens. Whether it is the residual heat indicator LumiLight strip along the handle on the SK800 & SK900 or the sharp red flashes highlighting the matt black controls on the SK700, this extra detail is one of the many designer flourishes you will find throughout the range.



TELESCOPIC SHELVES

If you have ever struggled to lift hot or heavy pans in and out of your oven you will love the telescopic shelves in our Designer ovens. The shelves are supported as they slide out on specially designed runners, allowing you to access dishes safely whilst wearing oven gloves. The SK700 & SK800 shelving slides out 75% of the way for handy access while the SK900 shelves slide out an incredible 100%.



ACCESSORIES

This collection comes complete with a full range of accessories to help you achieve the best possible results. We've included a honeycombed roasting tray that allows you to cook everything from the Sunday roast to weeknight salmon fillets.



The SK800 & SK900 are both equipped with a temperature probe that connects to the internal controls of the oven, producing perfect cooking results time after time. The temperature probe works in two ways, either by switching off the oven when the pre-set internal temperature has been reached or a little before this time, allowing residual heat to finish off the cooking for you, on the Eco setting.

Each model in the Designer Kitchen Oven Range features a handy space-saver shelf that is shaped to allow for larger or taller cookware like casseroles, tagines or even supersized turkeys at Christmas.

SHELVING

We've built extra shelf positions into our Designer Kitchen Range ovens to give you even more control over the space. The extra cooking levels will allow you to fit larger roasting joints, bigger cookware and extra dishes into your oven.



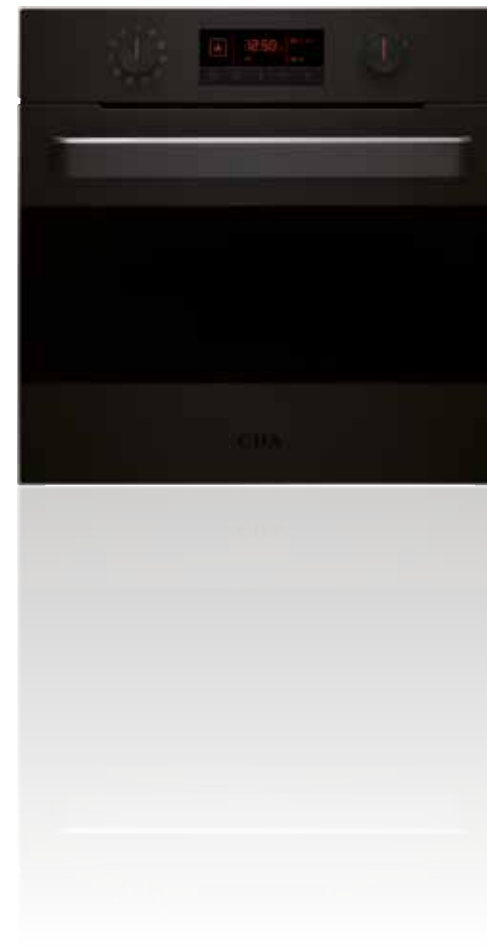
EASY CLEANING

The SK800 has an Aqualytic cleaning function that works in conjunction with a special enamel coating and water held in a specially designed, tilted base to heat the cavity and steam clean the interior. The SK700 comes with catalytic liners that are fitted to the interior, absorbing grease and dirt as you cook. There is also an Eco clean setting on this model to loosen burnt on grease using water and heat.

CLEANING

Every oven model in our Designer Kitchen Range features its own unique cleaning function to help cut down on the maintenance required at home. The SK900 is our fully pyrolytic oven that incinerates dirt and residue to a fine ash that can be wiped away.





SK700 Eleven function oven

There are 11 cooking functions on the SK700 to provide complete dexterity for your cooking ambitions, as well as an Eco-clean function to cut down on cleaning time in your kitchen. Finished in the same style as the rest of our Designer Kitchen Range, the SK700 features rotary control knobs for those who prefer it to touch control. There are also telescopic shelf runners to allow easy use and the safe lifting of heavy, full or hot dishes to and from the oven.

The subtle elements of the design lend themselves perfectly to the aesthetics throughout the Designer Kitchen Range. Soft matt black is highlighted with red, illuminated precision indicators that are used to select the oven temperature and function with a twist.

ECO-CLEAN MODE



The Eco-clean function works by using 250ml of water in a roasting pan and heating the internal cavity to loosen dirt and grease from the inside of your oven, allowing it to be simply wiped away. This model is also supplied with catalytic liners that fit the internal walls of the oven cavity and absorb grease and dirt during cooking.

The liners are supplied with the oven and are easily fitted to the internal walls of the oven cavity. Once they have absorbed all the cooking grease and residue that they are able to, they are easily exchanged for a fresh set to keep your oven looking brand new.

The Eco mode, included on all three single ovens in this range, allows you to save energy and cut electricity bills by using the residual heat to finish cooking dishes in the oven. It works by either the temperature probe alerting the oven to switch off the elements when the internal temperature of the food is a degree or two off temperature or by switching off the heating elements in the oven a few minutes before the cooking time is up. There is enough residual heat in the oven cavity to finish cooking dishes with no detrimental impact on baking results, the safe internal cooked temperature of meat or to browning the tops of meals to perfection.





SK800 Aqualytic oven

The SK800 Aqualytic single oven offers many innovative features including a temperature probe, 37 pre-set cooking functions, an automatic cleaning function as well as a residual heat indicator light along the handle that glows red when the oven is still hot.

This model is completely multi-functional to provide every cooking style that you will need at home, allowing you to select and combine heating functions to produce perfect cooking and baking results every time. As the oven preheats, the internal cavity temperature is displayed on the control panel to give an indication of how far you are off your cooking start time. What's more, a temperature probe inside the oven will ensure that dishes are cooked to perfection throughout and that a safe internal temperature is reached for dishes like poultry.

We've included user-friendly elements in the design to make every day cooking easier and safer. The telescopic shelves slide out 75% of the way to let you safely place heavy, full or hot dishes of food in and out of the oven and there is a handy space saver shelf to accommodate large cookware inside.

The external aesthetics are finished with a matt black and gloss touch control panel, while the inside has luxury soft lighting and a soft-close door action. There is also a residual heat indicator light that glows red along the handle to alert you to when the oven is still hot.



OVER 50 PROGRAMMES

The pre-set and custom cooking functions on the SK800 offer over 50 different food types and styles for you to choose from. Simply select the food that you want to cook, and the weight, and the oven does the rest.

AUTOMATIC PROGRAMMES

Tailor the oven to cook beef to your preference or use any one of the additional custom automatic cooking settings to create your own favourite cooking setting.

Cook perfect roasts, bake show-stopping cakes, prove dough or even dry tomatoes & fruit leathers in your oven at home with the complete compendium of pre-set cooking functions on the SK900 & SK800.



RAPID PREHEATING

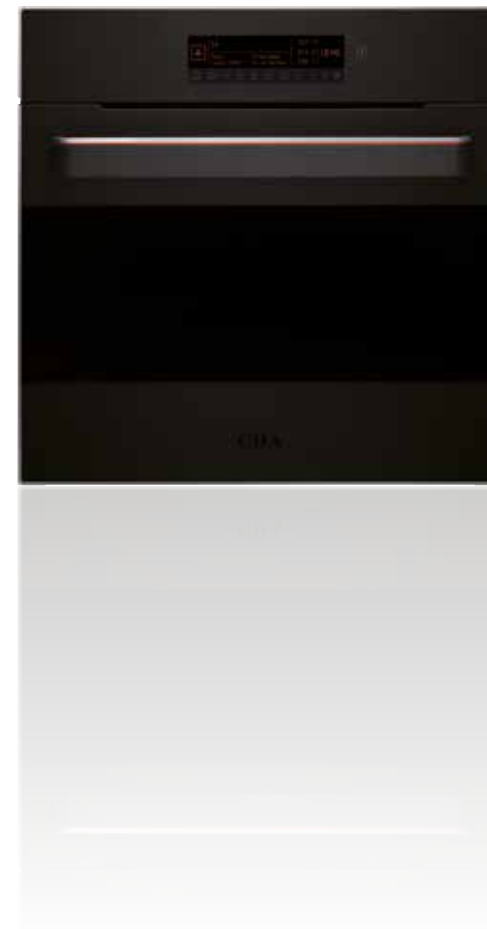
This technology-loaded single oven comes with a rapid preheating function that allows you to start cooking in as little as 4 minutes from switching on your oven. The internal temperature of the oven cavity is displayed on the control panel to let you monitor the speedy progress of your oven preheating.



AQUALYTIC CLEANING

This model includes its own Aqualytic cleaning function to eliminate scrubbing and the use of harsh chemical oven cleaners. Not only is cleaning your oven a time-consuming chore, using chemical cleaners is not kind to your health or to the environment. Cleaning with water is an effective, ecologically sound alternative that we have harnessed in the SK800's Aqualytic cleaning function.

The function works by heating up the internal cavity of the oven and using water in the specially designed, tilted oven base to loosen grease and dirt from the interior enamel. All you need to do is pour in a small amount of water before you select the cleaning programme and simply wipe the loosened dirt away with a damp cloth after the cycle has finished. To aid the cleaning of this oven during the Aqualytic cycle, the interior is coated with a special enamel that is unique to this model. This works alongside the cleaning function to keep your oven clean and maintenance to a minimum.



SK900 Pyrolytic oven

The SK900 pyrolytic oven is everything you would expect from an all-in-one self-cleaning, automatic cooking appliance and is packed with extra features to bring out your best cooking results time after time. This model features all the designer aesthetics, functions and accessories of our Designer Kitchen Range with some special additions.

The telescopic shelf runners in the SK900 slide out 100% of the way to give you complete and unhindered access to heavy, hot or full casseroles, baking dishes or for pouring liquids into quiche or flan dishes. We have also included a honeycombed roasting tray to use for cooking in your new oven.

As well as the rapid preheating function that displays the temperature progress on the control panel, this model also features a specially designed cool door with quadruple glazed glass that keep temperature less than 45°C, making it safe for the whole family.

AUTOMATIC PROGRAMMES

We have loaded this model with 37 pre-set cooking functions and an additional 20 custom setting options to give you complete freedom and choice over how you want to use your oven and the level of automation you want. To achieve perfect cooking results there is a minute minder to time cooking, semi and fully automatic cooking to coordinate start and finish times with a busy lifestyle and a space-saving tray at the base of the oven to maximise space for special occasions and large dishes like tagines or joints of meat.



With the automatic cooking setting, you can choose the time that you are planning to sit down to eat as part of your cooking pre-sets. Work back from the serving time to ensure that your dishes are cooked to perfection and that all the hard work is done for you, just in time for you to walk through the door.

PYROLYTIC CLEANING

The SK900 features our most powerful, maintenance-free cleaning programme in the range.

This fully pyrolytic oven incinerates dirt, grease and cooking residue to a fine ash that can simply be wiped away with a damp cloth. Select the pyrolytic cycle, the door will automatically lock and the oven will clean itself while you get on with everything else. It is affordable too with an average pyrolysis programme costing around just 45p, which is cheaper than a bottle of chemical oven cleaner.


There are 3 pyrolytic settings to choose from, depending on how dirty your oven interior is. Whether you choose the programme for 90, 120 or 150 minutes they all reach a temperature of around 480°C to remove dirt and grease effectively.



CHOOSING THE RIGHT MODEL FOR YOU

	SK700	SK800	SK900
Number of functions	11	13	13
Control	Knob + touch control timer	Full touch control	Full touch control
LumiLight control knobs	✓	-	-
LimiLight handle	-	✓	✓
Cleaning system	Catalytic	Aqualytic	Pyrolytic
A+ energy rating	✓	✓	✓
Eco mode	✓	✓	✓
Lateral halogen lights	-	✓	✓
Luxurious soft lighting	-	✓	✓
Automatic cooking	✓	✓	✓
Semi automatic cooking	✓	✓	✓
Automatic programmes	-	37	37
Custom programmes	-	20	20
Cool door	✓	✓	✓
Soft close door	✓	✓	✓
Interior enamel	Grey	Grey	Black
Minute minder	✓	✓	✓
Key lock	✓	✓	✓
Rapid preheat	✓	✓	✓
Shelf positions	5	5	5
Capacity	65L	65L	65L
ACCESSORIES			
Telescopic shelves	2 x 3/4	2 x 3/4	2 x Full
Temperature probe	-	✓	✓
Catalytic liners	✓	-	-
Spacesaver shelf	✓	✓	✓
Flat shelf	✓	✓	✓
Honeycombed roasting pan	✓	✓	✓
Honeycombed grill pan with grid	✓	✓	✓





VK970 Compact oven

Add extra compact cooking with the VK970 built-in combination oven and microwave. This modern and stylish appliance features a matt black exterior and gloss touch control panel. Inside, there is multi-level cooking with shelves and a trivet to maximise the cooking capacity.

ENAMEL TURNTABLE

The turntable inside is made from enamel, meaning that it can also be used as an extra cooking surface on either the microwave or oven settings.



CHILDLOCK

As well as the extra settings there are reliable favourites like the childlock and timer for everyday convenience and safety.

13 AUTO FUNCTIONS

There are 13 auto functions on this microwave model to speed up cooking even further. Jump straight to the cooking time, power level and style you are looking for in just a few touches.

MICROWAVE FUNCTION

You can cook using the microwave setting for quick and easy convenience or the oven function for extra oven cooking space. Alternatively, there is the option to use both settings simultaneously to achieve fast cooking with an oven-browned finish.



RAPID PREHEAT

RAPID PREHEATING FUNCTION

Even the VK970 comes with rapid preheating on the oven setting that brings a standard preheat time of around 11 minutes down to just 6 minutes before you can start cooking.

DEFROST FUNCTION

Defrosting is quick and easy using the 3 preset defrost functions on the VK970. Choose from the different food types and enter the weight to defrost food perfectly, ready for cooking.



EZA Extractors

Our new Designer Kitchen Range extractors have been created to coordinate perfectly with the rest of the collection with smooth black glass and steel touches that will add a sophisticated focal point to your kitchen design.




The EZA range offers two models, a 60cm and a 90cm option, that give you the flexibility to match the width to your hob size.

The angled design offers maximum extraction performance without inhibiting headroom above the hob, achieving a more economical use of space at eye level in the kitchen.

Fitted with a modern, cylindrical chimney the EZA60BL & EZA90BL can be installed to extract to the outside or recirculate filtered air back into the home with the addition of charcoal filters.

Both models have 3 extraction speeds to cope with everything from a steamy lone pan to onion frying, cooking with strong spices or flash-frying steaks and seafood. There is also an 'intensive' setting for clearing smoke and steam quickly from your kitchen.





T-shaped extractors

In our T-shaped style, we have created a 90cm design in either a wall-mounted option or in an island version; the island hood has been specifically designed with two T-shaped edges for symmetrical styling in the centre of a kitchen.

This new, modern styling coordinates perfectly with the other models in the Designer Kitchen Range with touch control, a black and steel finish and LED strip lighting to provide crisp and energy-efficient illumination over the hob.

There are also extra functions on the EZA & E2T models that offer improved usability. These include the timer that allows you to continue extraction and air filtration for a selected period of time even after you have finished cooking, or for when you start cooking on the hob and then transfer the dish to the oven. The benefit of this is that you are free to get on with everything else instead of waiting for the extractor to finish so that you can manually switch it off.

Gas hobs

The new Designer Kitchen range has four innovative and modern gas hob styles for you to choose from. Each model offers the latest in safety and energy saving technology as well as responsive cooking performance to create the ideal cooking surface for your kitchen.

GAS ON GLASS HOBS

The new 90cm gas on glass HVG980 in black is a style sensation with cast iron pan supports in a criss-cross design that support heavy pans during cooking and look modern and stylish when not in use.

This model features our ‘Simply Twist’ burner lighting technology that starts the gas flow and ignites the burner in one action. There are also residual heat indicators to let you know when the pan supports are still hot after cooking.

With the same stunning cast iron and black glass design as its 90cm counterpart, the HVG680 is available in a 60cm width to provide 4 gas burners and front control knobs in our coordinated Designer Kitchen Range styling.

AUTOMATIC REIGNITION

The HVG980 features our Automatic Reignition technology that works by relighting the flame on any burner should it go out whilst the gas is running. This is not only useful for cooking but is an additional safety feature for the modern home.



STAINLESS STEEL GAS HOBS

If stainless steel is your thing, you can create a professional and robust look with the HVG970 90cm gas hob and the 60cm HVG670 version. Both come with ergonomically positioned front control knobs that are perfect for accurately controlling the power and gas supply to each burner.

Our new Designer Kitchen Range gas hobs are more powerful than ever with ultra-rapid burners that offer 4kW of cooking power for an authentic Asian cooking experience, even faster boiling, frying or sauce reducing.



Induction hobs

When you switch to induction, you will never look back. Fast, clean and energy-efficient this cooking style is the future.

We have created two new induction models for our Designer Kitchen Range that offer everything that is great about this technology, with some extra features included on each hob too.



FOUR ZONE ILLUMINATED INDUCTION HOB

The 60cm HN6850FR is unique with both the left and right, front and rear zones having bridging capability to connect them into two large cooking zones. Additionally, this model features extra zone edge lighting that comes on when you switch on the hob, when you select or bridge zones and when you finish cooking to provide additional visual confirmation of your cooking controls.



SIX ZONE INDUCTION HOB

The 90cm HN9850 is a multi-bridging zone, flexible cooking surface that is easy to keep clean. It is shock and heat resistant as well as being fitted with the latest induction safety technology.

As well as overflow and overheat protection, this model features a childlock, pause/restart, melt, simmer, keep warm and rapid boil functions plus a timer to semi-automate cooking and prevent spoiled dishes.

Aside from the professional and accurate cooking achievable on this hob, the styling is modern and crisp with 3 matt zones and power level areas that guide your fingertips and eye line to the functional elements of this hob.

SK700

Designer eleven function LCD eco clean oven



Features

- Touch control programmable clock/timer
- LCD display
- Easy clean enamel interior
- Interior halogen light
- Cooling fan
- Chromed rack sides with integrated anti-tilt shelves
- Soft close door
- Triple glazed removable cool door with removable inner glass for easy cleaning
- 5 shelf positions
- Booster function for rapid preheat
- LumiLight control knobs
- Safety key lock
- Eco function

Accessories

- 1 flat oven shelf
- 1 space saver oven shelf
- 1 honeycombed grill pan with grid
- 1 honeycombed deep roasting pan
- Catalytic liners
- 2 x 3/4 telescopic shelves

Optional accessories

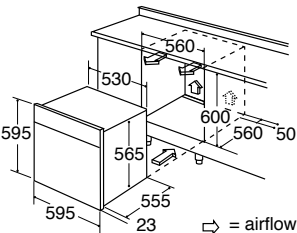
- Catalytic liners, C16OL
- 3/4 extension telescopic shelf kit, TSK5
- Full extension telescopic shelf kit, TSK6
- Pizza stone, ACG10
- Glass oven tray, ACG20

Available in

- Black

Technical specification

- Rated electrical power: 2.8kW
- Power supply required: 13A
- Total useable capacity: 65L net



SK800

Designer thirteen function LCD aqualytic oven



Features

- Full touch control
- LCD display
- Easy clean enamel interior
- Soft halogen offset lateral lights
- Cooling fan
- Chromed rack sides with integrated anti-tilt shelves
- Soft close door
- Triple glazed removable cool door with removable inner glass for easy cleaning
- 5 shelf positions
- Booster function for rapid preheat
- Safety key lock
- LumiLight handle
- Residual heat indicator
- 37 auto programmes
- 20 custom programmes
- Eco function

Accessories

- 1 flat oven shelf
- 1 space saver oven shelf
- 1 honeycombed grill pan with grid
- 1 honeycombed deep roasting pan
- 2 x 3/4 telescopic shelves
- Temperature probe

Optional accessories

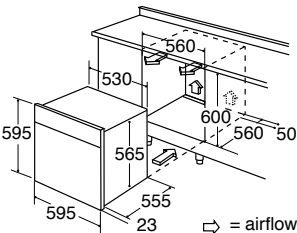
- 3/4 extension telescopic shelf kit, TSK5
- Full extension telescopic shelf kit, TSK6
- Pizza stone, ACG10
- Glass oven tray, ACG20

Available in

- Black

Technical specification

- Rated electrical power: 2.8kW
- Power supply required: 13A
- Total useable capacity: 65L net



HVG670

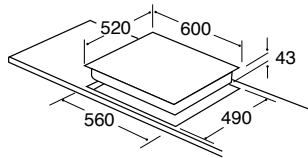
Designer four burner gas hob



- Features
- Front control
 - Cast iron pan supports
 - Automatic ignition
 - Flame failure safety device included
- Optional accessories
- LPG conversion kit included
- Available in
- Stainless steel



- Technical specification
- Burners:
- Front left, ultra rapid: 4kW
 - Front right, auxiliary: 1kW
 - Rear left, semi-rapid: 2kW
 - Rear right, semi-rapid: 2kW
 - Rated gas input: 9kW
 - Rated electrical power: <1W
 - Power supply required: 3A



HVG680

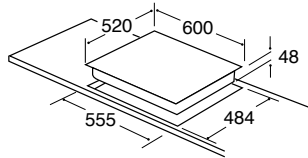
Designer four burner gas on glass hob



- Features
- Front control
 - Cast iron pan supports
 - Automatic ignition
 - Flame failure safety device included
- Optional accessories
- LPG conversion kit included
- Available in
- Black



- Technical specification
- Burners:
- Front left, semi-rapid: 2kW
 - Front right, auxiliary: 1kW
 - Rear left, ultra rapid: 4kW
 - Rear right, semi-rapid: 2kW
 - Rated gas input: 9kW
 - Rated electrical power: <1W
 - Power supply required: 3A



HVG970

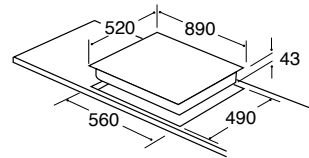
Designer five burner gas hob



- Features
- Front control
 - Cast iron pan supports
 - Automatic ignition
 - Flame failure safety device included
- Optional accessories
- LPG conversion kit included
- Available in
- Stainless steel



- Technical specification
- Burners:
- Front left, semi-rapid: 2kW
 - Front right, auxiliary: 1kW
 - Centre, ultra rapid: 4kW
 - Rear left, rapid: 3kW
 - Rear right, semi-rapid: 2kW
 - Rated gas input: 12kW
 - Rated electrical power: <1W
 - Power supply required: 3A



HVG980

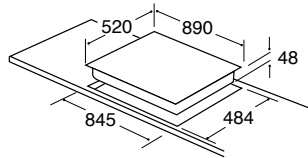
Designer five burner gas on glass hob



- Features
- Front control
 - Cast iron pan supports
 - Electronic ignition
 - Simply Twist control
 - Re-ignition feature
 - Flame failure safety device included
- Optional accessories
- LPG conversion kit included
- Available in
- Black



- Technical specification
- Burners:
- Front left, semi-rapid: 2kW
 - Front right, auxiliary: 1kW
 - Centre, ultra rapid: 4kW
 - Rear left, rapid: 3kW
 - Rear right, semi-rapid: 2kW
 - Rated gas input: 12kW
 - Rated electrical power: <1W
 - Power supply required: 3A



HN685O

Designer four zone illuminated induction hob



Features

- Front control
- Electronic touch and slide control
- LED display
- 9 power levels
- Booster function on all zones
- 99 minute timers
- Safety key lock
- Residual heat indicator
- Illuminated zones
- Pause/restart function
- Melt function
- Keep warm function
- Simmer function
- Left zones can be bridged
- Right zones can be bridged
- Front bevelled edge
- Easy clean surface
- Ceramic shatterproof safety glass
- Overflow detection
- Overheat detection
- Automatic pan detection
- Small object detection
- Auto safety switch off
- Time limit security system
- Temperature limiter

Available in

- Frameless

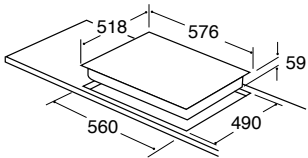
Technical specification

Zones:

- Front left: 220mm x 190mm, 2.2kW, 3.7kW with booster
- Front right: 220mm x 190mm, 2.2kW, 3.7kW with booster
- Rear left: 220mm x 190mm, 2.2kW, 3.7kW with booster
- Rear right: 220mm x 190mm, 2.2kW, 3.7kW with booster
- Rated electrical power: 7.4kW
- Power supply required: 32A

Fitting notes

- Please ensure that you check that there is sufficient clearance when fitting induction hobs over both single and built-under double ovens and that adequate ventilation is provided



HN985O

Designer six zone induction hob



Features

- Front control
- Electronic touch and slide control
- LED display
- 9 power levels
- Booster function on all zones
- 99 minute timers
- Safety key lock
- Residual heat indicator
- Pause/restart function
- Keep warm function
- Melt function
- Simmer function
- Left zones can be bridged
- Centre zones can be bridged
- Right zones can be bridged
- Front bevelled edge
- Easy clean surface
- Ceramic shatterproof safety glass
- Overflow detection
- Overheat detection
- Automatic pan detection
- Small object detection
- Auto safety switch off
- Time limit security system
- Temperature limiter

Available in

- Frameless

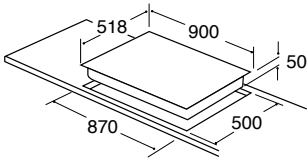
Technical specification

Zones:

- Front left: 220mm x 184mm , 2.1kW, 3.7kW with booster
- Front right: 220mm x 184mm, 2.1kW, 3.7kW with booster
- Front centre: 220mm x 184mm, 2.1kW, 3.7kW with booster
- Rear centre: 220mm x 184mm, 2.1kW, 3.7kW with booster
- Rear left: 220mm x 184mm, 2.1kW, 3.7kW with booster
- Rear right: 220mm x 184mm, 2.1kW, 3.7kW with booster
- Rated electrical power: 11.1kW
- Power supply required: 45A

Fitting notes

- Please ensure that you check that there is sufficient clearance when fitting induction hobs over both single and built-under double ovens and that adequate ventilation is provided



EZA60/90

Designer angled extractor



EZA60



EZA90

EZA60 - 60cm wide
EZA90 - 90cm wide

Features

- Ducted/re-circulating installation
- 3 speeds + intensive
- Touch control
- Aluminium grease filter
- 1 x 8.2W LED strip light
- Timer function

Optional accessories

- Ducting kit, AED61/63/64
- Charcoal filter for re-circulation:
 - EZA60, CHA26 (pack of 1)
 - EZA90, CHA27 (pack of 1) x2 required

Available in

- Black

Technical specification

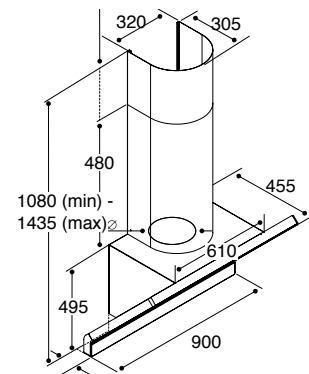
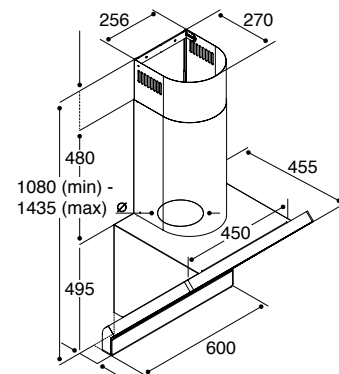
- Required height over gas hob: 650mm (min)
- Required height over electric hob: 450mm (min)
- Outlet diameter: 150mm
- Noise level: 60dBA
- Extraction rate:
 - EZA60: 438m³/h
 - EZA90: 460m³/h
- Rated electrical power: 268W
- Power supply required: 3A

Energy efficiency rating

- Energy rating:
 - EZA60: B
 - EZA90: A

Fitting notes

- Please ensure that you check the ceiling height is sufficient to allow the required clearance between the hob and extractor.



EZT90

Designer T-shape extractor



Features

- Ducted/re-circulating installation
- 3 speeds + intensive
- Touch control
- Aluminium grease filters
- 1 x 13W LED strip light
- Timer function

Optional accessories

- Ducting kit, AED61/63/64
- Charcoal filter for re-circulation, CHA27 (pack of 1) x3 required

Available in

- Black

Technical specification

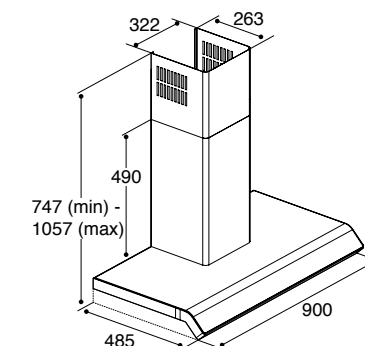
- Required height over gas hob: 650mm (min)
- Required height over electric hob: 650mm (min)
- Outlet diameter: 150mm
- Noise level: 63dBA
- Extraction rate: 457m³/h
- Rated electrical power: 273W
- Power supply required: 3A

Energy efficiency rating

- Energy rating: B

Fitting notes

- Please ensure that you check the ceiling height is sufficient to allow the required clearance between the hob and extractor.



EZTK90

Designer T-shape island extractor



Features

- Ducted/re-circulating installation
- 3 speeds + intensive
- Touch control
- Aluminium grease filters
- 2 x 13W LED strip lights
- Timer function

Optional accessories

- Ducting kit, AED61/63/64
- Charcoal filter for re-circulation, CHA27 (pack of 1) x3 required

Available in

- Black

Technical specification

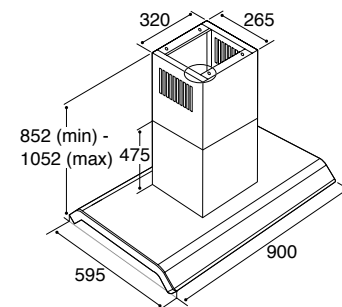
- Required height over gas hob: 650mm (min)
- Required height over electric hob: 650mm (min)
- Outlet diameter: 150mm
- Noise level: 62dBA
- Extraction rate: 439m³/h
- Rated electrical power: 286W
- Power supply required: 3A

Energy efficiency rating

- Energy rating: B

Fitting notes

- Please ensure that you check the ceiling height is sufficient to allow the required clearance between the hob and extractor.



SK320, SK420 & SK520

The SK320, SK420 and SK520 all have a large 76L cooking cavity to accommodate larger cookware, more shelf positions and multiple dishes of food.

The SK320 is a 7 function single oven with rotary controls, touch control clock and timer, soft close door action as well as lots of extra features inside. There are catalytic liners supplied as standard to reduce the need for cleaning and telescopic shelving that slides three quarters of the way out to aid lifting cookware to and from the oven.

The SK420 is a fully touch controlled single oven with 12 functions and extra premium features that take cooking to the next level. There is an additional safety key lock to prevent any accidental adjustments to the settings and a booster for rapid preheating. It also features catalytic liners, soft close door action and offset lateral interior lighting for clear illumination inside.

Selecting your cooking programme couldn't be easier with our single touch technology that allows you to simply press the function, temperature and 'play' to start cooking.

At the top of the range the SK520 comes with all the benefits and features of the other 2 models but with an additional pyrolytic cleaning function. Simply select the pyrolytic setting and the quadruple glazed door will lock shut while any dirt or grease is incinerated to a fine ash during the cycle.



SK32O

Seven function electric oven



Stainless steel



Black



Features

- Touch control programmable clock/timer
- Easy clean enamel interior
- Offset lateral halogen lights
- Cooling fan
- Chromed rack sides with integrated anti-tilt shelves
- Triple glazed removable cool door with removable inner glass for easy cleaning
- Soft close door
- 6 shelf positions
- Eco function

Accessories

- 2 flat oven shelves
- 2 grill pans, 1 with grid
- Catalytic liners
- 1 x 3/4 telescopic shelf

Optional accessories

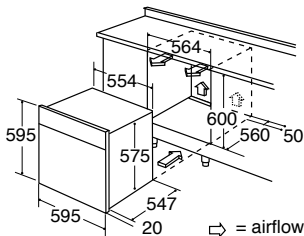
- Catalytic liners, C13OL
- Telescopic shelf kit, TSK3
- Pizza stone, ACG10
- Glass oven tray, ACG20

Available in

- Stainless steel
- Black

Technical specification

- Rated electrical power: 2.16kW
- Power supply required: 13A
- Total useable capacity: 76L



SK42O

Twelve function electric oven



Stainless steel



Black



Features

- Full touch control
- LED display
- Easy clean enamel interior
- Offset lateral halogen lights
- Cooling fan
- Chromed rack sides with integrated anti-tilt shelves
- Triple glazed removable cool door with removable inner glass for easy cleaning
- Soft close door
- 6 shelf positions
- Booster function for rapid preheat
- Safety key lock
- Eco function

Accessories

- 2 flat oven shelves
- 2 grill pans, 1 with grid
- Catalytic liners
- 1 x 3/4 telescopic shelf

Optional accessories

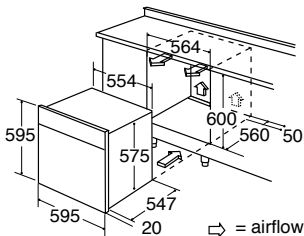
- Catalytic liners, C13OL
- Telescopic shelf kit, TSK3
- Pizza stone, ACG10
- Glass oven tray, ACG20

Available in

- Stainless steel
- Black

Technical specification

- Rated electrical power: 3kW
- Power supply required: 13A
- Total useable capacity: 76L



SK52O

Twelve function pyrolytic oven



Stainless steel



Black



Features

- Full touch control
- LED display
- Easy clean enamel interior
- Interior halogen light
- Cooling fan
- Chromed rack sides with integrated anti-tilt shelves
- Quadruple glazed removable cool door with removable inner glass for easy cleaning
- Soft close door
- 6 shelf positions
- Booster function for rapid preheat
- Safety key lock
- Eco function

Optional accessories

- Telescopic shelf kit, TSK3
- Pizza stone, ACG10
- Glass oven tray, ACG20

Available in

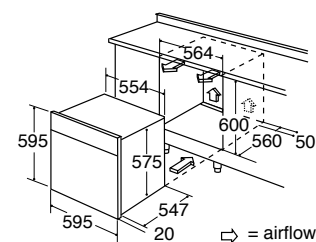
- Stainless steel
- Black

Technical specification

- Rated electrical power: 3kW
- Power supply required: 13A
- Total useable capacity: 76L

Accessories

- 2 flat oven shelves
- 2 grill pans, 1 with grid
- 1 x 3/4 telescopic shelf



HNE8

Indu-Air induction hob with built-in extractor



Hob features

- Front control
- Electronic touch and slide control
- LED display
- 9 power levels
- Booster function on all zones
- 119 minute timer
- Safety key lock
- Residual heat indicators
- Pause/restart function
- Keep warm function
- Melt function
- Simmer function
- Left zones bridging function
- Right zones bridging function
- Easy clean surface
- Ceramic shatterproof safety glass
- Overflow detection
- Overheat detection
- Automatic pan detection
- Small object detection
- Auto safety switch off
- Time limit security system
- Temperature limiter

Available in

- Frameless

Hob technical specification

Zones:

- Front left, 220mm x 184mm: 2.1kW, 3.7kW with booster
- Front right, 220mm x 184mm: 2.1kW, 3.7kW with booster
- Rear left, 220mm x 184mm: 2.1kW, 3.7kW with booster
- Rear right, 220mm x 184mm: 2.1kW, 3.7kW with booster
- Rated electrical power: 7.4kW
- Power supply required: 16A x2

Extractor features

- Ducted/re-circulating installation
- 3 speeds + intensive
- Aluminium grease filters

Extractor optional accessories

- Ducting kit, AED61/63/64
- Charcoal filter for re-circulation, CHA28

Extractor technical specification

- Outlet diameter: 150mm with adaptor
- Noise level: 67dBA
- Extraction rate: 457m³/h
- Rated electrical power: 168W
- Power supply required: 3A

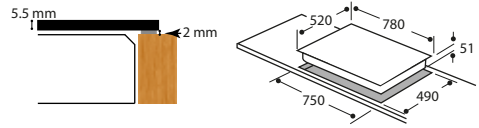
Energy efficiency rating

- Energy rating: B

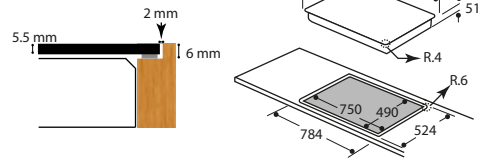
Fitting note

- This appliance is not suitable for installation above an oven.

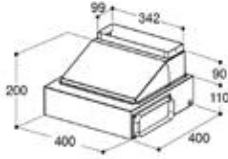
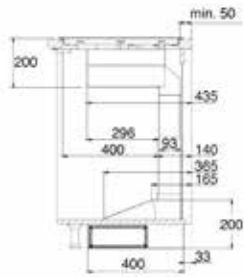
Inset installation



Flush installation



Ducting installation



EVS90

Ceiling extractor



Features

- Ducted installation
- 2 speeds + 2 intensive
- Aluminium grease filters
- 20 x 0.95W Micro LED lights
- Timer function
- Peripheral aspiration
- External motor included

Accessories

- Remote control

Optional accessories

- Ducting kit, AED61/63/64

Available in

- Black

Technical specification

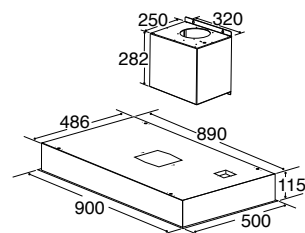
- Required height over gas hob: 650mm (min)
- Required height over electric hob: 650mm (min)
- Outlet diameter: 150mm
- Noise level: 58dBA
- Extraction rate: 615m³/h
- Rated electrical power: 374W
- Power supply required: 3A

Energy efficiency rating

- Energy rating: C

Fitting note

- Please ensure that you check the ceiling height is sufficient to allow the required clearance between the hob and extractor.



Accessories

	CODE	DESCRIPTION	COMPATIBLE WITH
Filters	CHA26	Charcoal filter (pack of 1)	EZA60
	CHA27	Charcoal filter (pack of 1)	EZA90 (2 required), EZT90 (3 required), EZTK90 (3 required)
	CHA28	Charcoal filter (pack of 2)	HNE8
Telescopic shelving	TSK3	3 shelves telescopic shelf kit	SK320, SK420, SK520
	TSK5	1 shelf telescopic, 3/4 extension	SK700, SK800, SK900
	TSK6	1 shelf telescopic, full extension	SK700, SK800, SK900
Catalytic liners	C13OL	3 piece stay clean liner kit, 2 side panels and 1 back panel for ovens with lateral halogen light	SK320, SK420
	C16OL	2 piece stay clean liner kit, 2 side panels	SK700
General accessories	ACG20	Glass oven tray	All electric ovens
	ACG10	Pizza stone	All electric ovens



Complementary products

Curved glass extractors
with edge lighting



EKP60SS

- Curved glass extractor with edge lighting
- Ducted/re-circulating
- Edge lighting in 3 colours



EKP60BL

- Curved glass extractor with edge lighting
- Ducted/re-circulating
- Edge lighting in 3 colours

Flat glass extractors with
edge lighting



EKN60SS

- Flat glass extractor with edge lighting
- Ducted/re-circulating
- Edge lighting in 3 colours



EKN60BL

- Flat glass extractor with edge lighting
- Ducted/re-circulating
- Edge lighting in 3 colours

Angled extractors



EXA60SI

- Angled extractor
- Ducted/re-circulating
- LED strip light



EXA80BL

- Angled extractor
- Ducted/re-circulating
- LED strip light

Ceiling extractors



EVX110SS

- Ceiling extractor
- 3 speeds + intensive
- Remote control



EVX110WH


- Ceiling extractor
- 3 speeds + intensive
- Remote control

Integrated wine coolers



FWV902BL

- Integrated wine cooler
- Dual temperature zones
- 57 Bordeaux bottle capacity



FWV601BL

- Integrated wine cooler
- Single temperature zone
- 40 Bordeaux bottle capacity



FWV452BL

- Integrated compact wine cooler
- Single temperature zone
- 24 Bordeaux bottle capacity

Integrated dishwasher



WC600

- Integrated intelligent dishwasher
- 15 place settings
- Top cutlery drawer

