




# ENERG




CDA

CI381/2

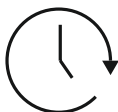


**A**

**47** kWh / 



**8,0** kg



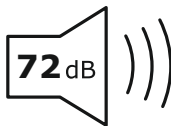
**3:38**



**48** L



ABC**B**DEFG



ABC**A**BCD